




©Supporting Special Learners




Add the sun to the board when singing, "Out came the sun and dried up all the rain."



Great big spider – sing using a LOUD voice. Actions: Clap hands using extended arms



Itsy bitsy spider – sing using your regular voice and normal finger actions



Teeny tiny spider – sing using a soft squeaky voice. Actions: use two fingers to be a tiny spider



Itsy bitsy spider

# **Itsy Bitsy Spider**

- **Print and laminate the base page (page1)**
- **Add soft Velcro on the base page (on the circle prompts)**
- **Cut out the spiders, sun and song tile and laminate (page 2)**
- **Add hard Velcro on the back of each image**
- **Place song tile on song board (file folder instructions included in the main folder)**

# TERMS OF USE

Thank you for your purchase. Please read the terms of use before using the resource. The contents of this resource are the property of Supporting Special Learners and licensed to your only for classroom and personal use as a single user.

## YOU MAY:

- Use this resource in your classroom and for personal use

## YOU MAY NOT:

- Claim this as your work
- Sell the files in any manner
- Post this resource for sale/free
- Share with others

### **TpT store:**

**Supporting Special Learners**

### **Instagram:**

**@SupportingSpecialLearners**

### **Blog:**

**SupportingSpecialLearners.com**



# LOOKING FOR MORE RESOURCES?

## Special education CLASSROOM SET UP



Classroom Décor +  
Classroom Management

## BINDER WORK Level 1




## ALPHABET ADAPTED BOOKS



SENSORY BIN ACTIVITY,  
SORTING MATS AND POSTERS

## ADAPTED COLOR BOOKS



# GRAPHICS AND FONTS BY

